

How to register pass from in person purchase

Open your pass holder and either scan the QR code or navigate to ***parkspass.utah.gov/register*** in your web browser.

Register your pass and take advantage of the optional Utah State Parks app to have a digital version of your pass on your phone.

Register Your Pass

Your Pass can now be valid for a ***Full 12 Months*** when Registered

Scan the QR Code to Register or visit parkspass.utah.gov/register



Your Registration number

HE3 - XZ5 - 456 -

How to register pass from online purchase



purchase, ensuring an uninterrupted and enjoyable visit to our state park. Exclude all empty spaces and special characters (e.g. ABC1234)

License plate*
XXXXXX

License plate 2(optional)
XXXXXX

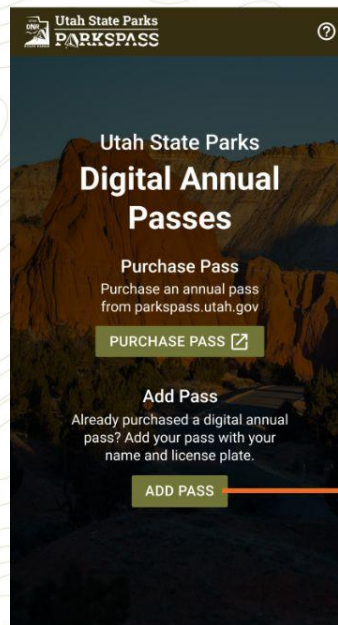
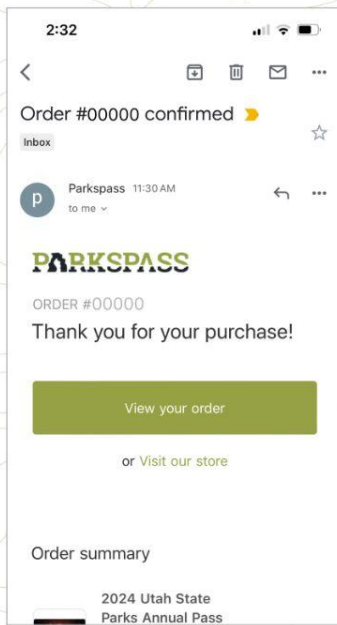
License plate 3(optional)
XXXXXX

Order summary

Utah State Parks Annual Pass (Expires 12/31/24) \$125.00
Utah State Resident

Discount code

Subtotal \$125.00
Shipping Free
Total USD \$125.00




← Add Pass

First Name: Jane
Last Name: Doe

Order Number: 00000

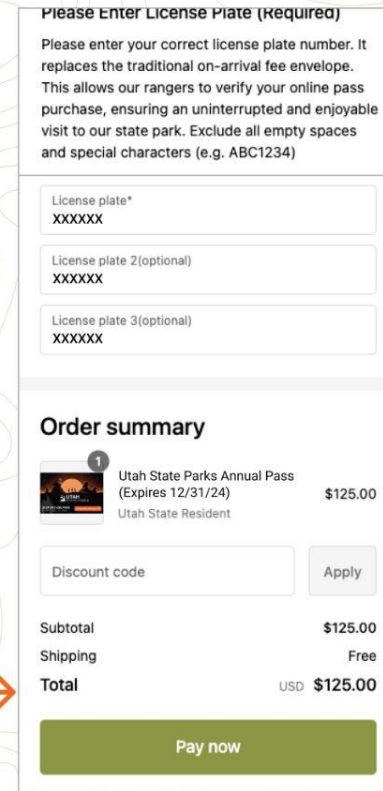

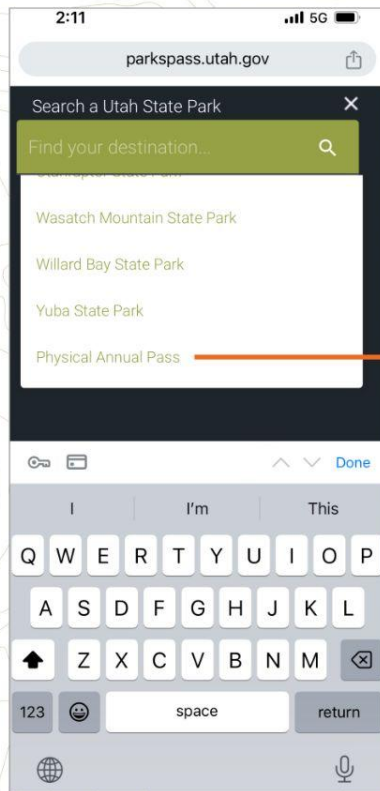
License Plate: XXXXXX
Must be 4-7 digits, no spaces

Don't have a pass?



Purchase a Pass Online

parkspass.utah.gov


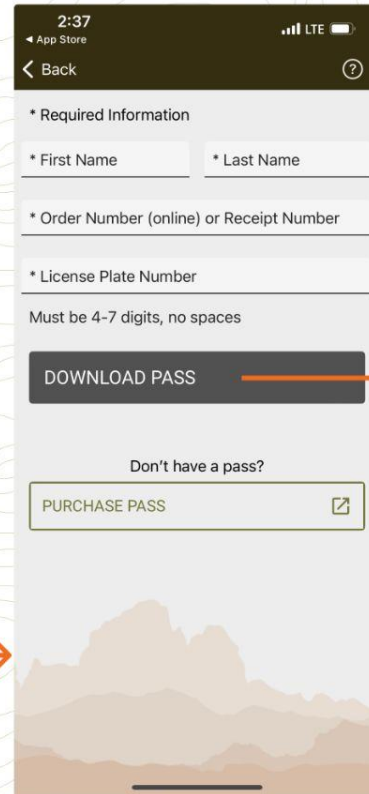
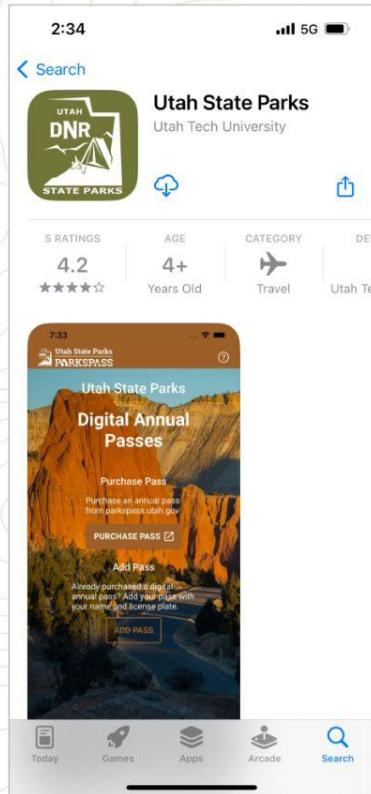


Scroll to the bottom of the search to find "Physical Annual Pass"

Select Utah State Resident or Senior Pass

Pay

Utah State Parks App



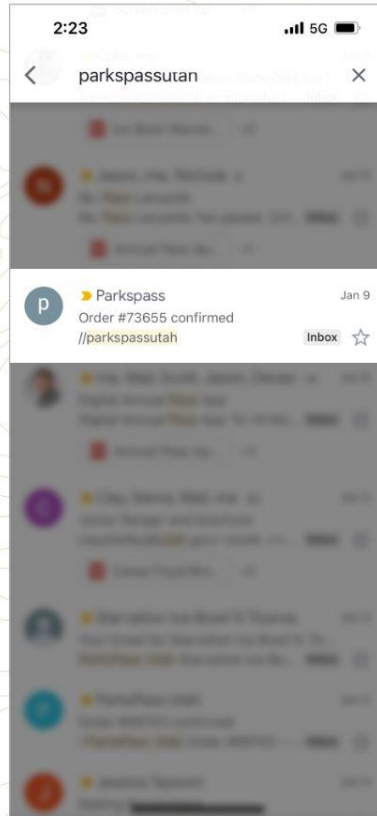
Search Utah State Parks on the App Store or Play Store

Select Add Pass

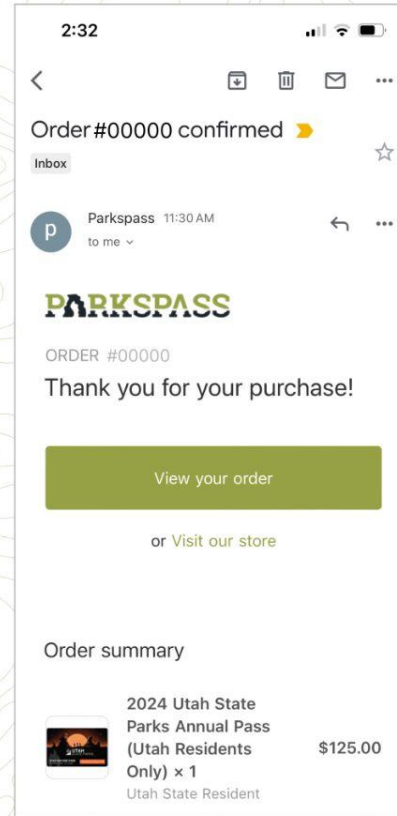
Fill Out Information and Download Pass

Receive Order Number in Your Email

Parkspass



Search Parkspass in
your email



Email Example