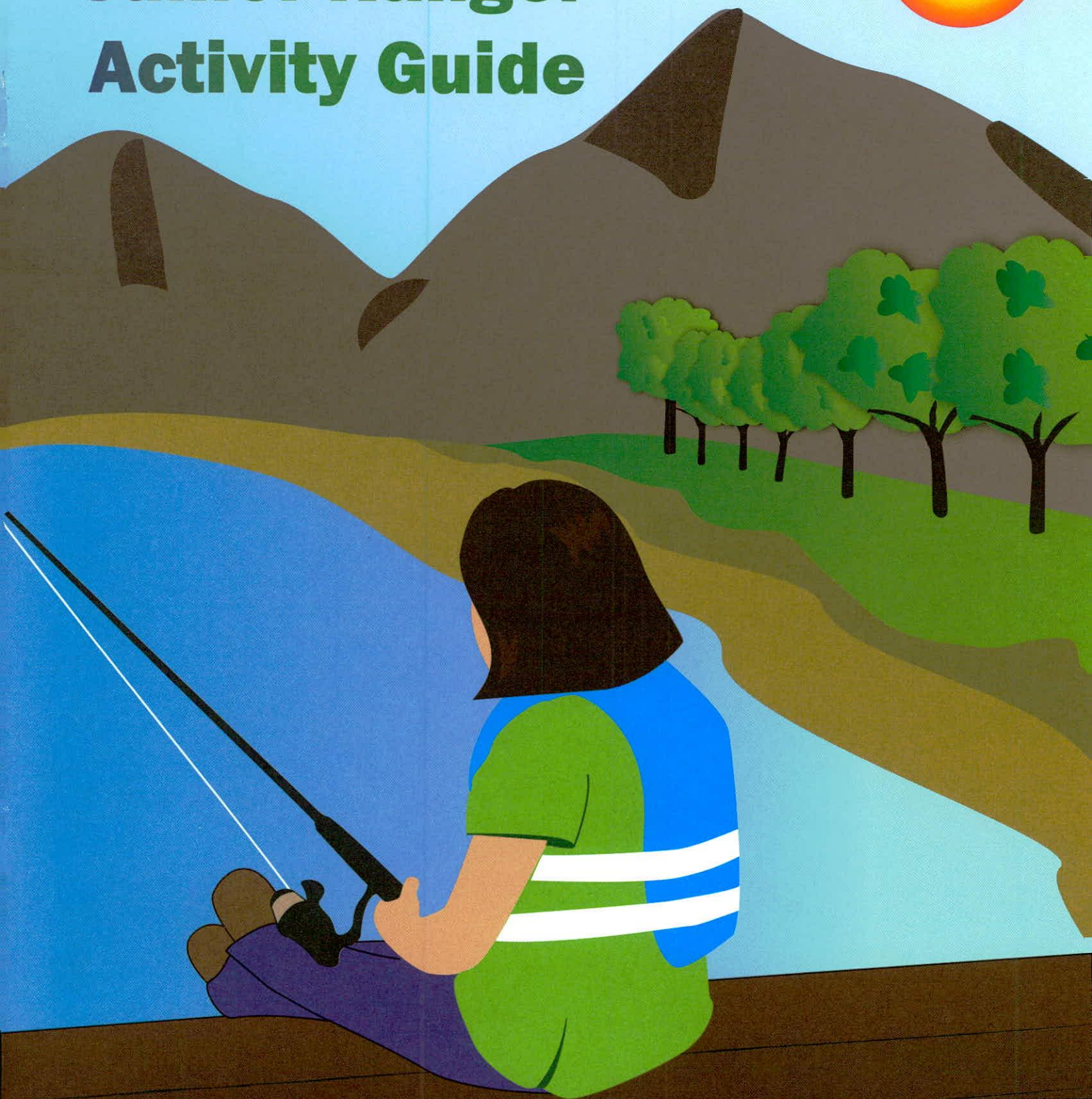



Utah State Parks

# Junior Ranger Activity Guide





# Hey Kids!

## Would you like to be a Utah State Parks Junior Ranger?

---

It's easy. Here's what you need to do:

- ♦ If you are between the ages of five and eight complete at least five activities in this book.
- ♦ If you are between the ages of nine and 12 complete all the activities.

*If there is something you don't understand in the manual, it's okay to ask your parents for help.*

When you are finished, bring your activity book to a park ranger who will check and sign it.

When everything is completed you will receive an official Utah State Park Junior Ranger Badge and a Certificate of Achievement.



## Things to remember while visiting state parks:

**Keep the park clean:** Be sure to put all of your garbage in the trash can. If you see litter on the ground, throw it away.

**Camp only in designated areas:** The land around us can be very fragile, so camp only where campsites are provided.

**Make sure things that belong in the parks, stay in the parks:** Everything in a state park is protected by law, including flowers, rocks, sticks and animals.

**Don't try to feed the animals:** Some animals may try to bite you. Also, people food is not good for animals.

**Don't put your hands and feet in places where you can't see:** Snakes and spiders like to hide in these places and may bite.

**Keep pets on a leash:** Help protect other furry friends in the park, as well as other park visitors.

**Never swim alone:** Make sure an adult is present and can see you at all times.

**Wear a life jacket:** Life jackets save lives. Always wear your life jacket!

**Drink plenty of water:** Even if you don't feel thirsty, the sun and heat can dehydrate your body, so drink plenty of water.

**Remember to have fun at your state parks and think safety!**







# Safe Boating Cryptogram



Directions:

Below are the letters A – Z and each letter has a number. Fill in the letters that match the numbers to solve the phrase.

A=7 B=1 C=12 D=3 E=16 F=21 G=14 H=2 I=18 J=9 K=23 L=15  
M=26 N=5 O=17 P=11 Q=4 R=24 S=13 T=8 U=10 V=6 W=19 X=20  
Y=25 Z=22

15 18 21 16 9 7 12 23 16 8 13 13 7 6 16 15 18 6 16 13

7 12 12 18 3 16 5 8 13 12 7 5 2 7 11 11 16 5 7 8

7 5 25 8 18 26 16 25 17 10 5 16 6 16 24 23 5 17 19

19 2 16 5 25 17 10 26 18 14 2 8 16 5 3 10 11 18 5

8 2 16 19 7 8 16 24 19 16 7 24 18 8 10 8 7 2

Answers in back.






# Heritage Word Search




P L W S T H R L K D A  
F L S R A W L I V I C  
R A R E P E B F A N N  
E N P E B O O U R O S  
M Y I N O S T F A S C  
O R W O S A T T C A E  
N O R I H K R R E U P  
T T L P R O C K A R T  
T S C I N D I A N S Y  
R I Z A S A N A R O R  
R H B A S K E T S T R

Utah  
fossils  
history  
pottery  
dinosaurs  
tracks  
rock art  
iron  
civil war  
indians  
Fremont  
Anasazi  
pioneers  
baskets  
town bell





# A Fishy Crossword



Across:

1. Fish in the \_\_\_\_\_. Fish cannot close their eyes so they avoid light, bright water.
2. Fish use these to breathe.
7. This contains fishing equipment.
8. Crappie and bass find these a filling meal.
10. Placed above the hook to show when a fish is nibbling or has been caught.
11. This is used to give your line weight for casting.
13. Fish like to \_\_\_\_\_ in a clean environment.
16. This must be worn when you are in a boat.
17. Artificial objects used to catch fish.

Down:

1. Remember, \_\_\_\_\_ first. Be careful around water and with hooks.
3. Protect your skin. Avoid \_\_\_\_\_.
4. This fish has whiskers.
5. A \_\_\_\_\_ knot will keep your hook on the line.
6. Catfish find these a tasty treat.
9. "Leaves of three...Let it be," is the best way to know \_\_\_\_\_ ivy.
12. Some people use a rod and \_\_\_\_\_ to fish with.
13. A \_\_\_\_\_ line helps a fish to hear.
14. Fish need \_\_\_\_\_ water to live in; polluted water can kill them.
15. Fish live in \_\_\_\_\_.

Answers in back.

# OFF-HIGHWAY VEHICLE WORD JUMBLE

**UNSCRAMBLE EACH WORD AND THEN USE THE LETTERS IN THE CIRCLES TO CREATE A MESSAGE!**

TISRLA

\_\_\_\_ ○ \_\_\_\_\_

OLGSEV

\_\_\_\_ \_\_\_\_\_ ○ \_\_\_\_\_ ○ \_\_\_\_\_

ASEFYT

\_\_\_\_ \_\_\_\_\_ \_\_\_\_\_ \_\_\_\_\_ ○ ○

SEGOGL

\_\_\_\_ \_\_\_\_\_ \_\_\_\_\_ \_\_\_\_\_ ○ \_\_\_\_\_

SWAL

○ \_\_\_\_\_ ○ \_\_\_\_\_

IEHMNAC

○ \_\_\_\_\_ ○ \_\_\_\_\_ \_\_\_\_\_ ○

ULSER

○ ○ \_\_\_\_\_ \_\_\_\_\_

What should all off-highway vehicle riders wear?

\_\_\_\_\_

\_\_\_\_\_

Answers in back.






# TRAIL MAZE

Help Wendy and John find their way down the trail and back to thier tent.

START



FINISH

When you are hiking, remember the following tips:

- Stay on the trail.
- Do not litter. If you pack it in, pack it out.
- Leave rocks, plants and other natural objects as you find them.
- Observe wildlife from a distance. Do not follow or approach them.
- Never feed animals. Feeding wildlife damages their health, alters natural behaviors, and exposes them to predators and other dangers.
- Preserve the past: examine, but do not touch, cultural or historic structures and artifacts.
- Prepare for extreme weather, hazards, and emergencies.




## What is missing in this picture?



Did you know anyone under the age of 13 must wear a lifejacket on a boat at all times? Draw a lifejacket on Tom and Nancy, then color. Utah State Park Rangers recommend everyone on a boat wear a lifejacket, even your Mom and Dad!

# Boat Safety Equipment Hunt

Find the safety equipment needed on your boat. Take turns connecting two dots together. Lines go across or down, but not diagonally. Complete as many squares as you can. Initial each square as you complete one, and take another turn. Capture as many pieces of safety equipment as you can. Blank squares are worth 1 point. Squares with equipment in them are worth more: life jackets are worth ten (10) points, and oar, whistle, bail bucket and fire extinguisher are worth five (5) points.





## Utah State Parks and Recreation

**Try to find 30 words.**




This image shows a single sheet of white paper with horizontal blue or grey ruling lines. The lines are evenly spaced and run across the width of the page. There is no handwriting or other markings on the paper.

**10 words = good**

**11-15 words = very good**

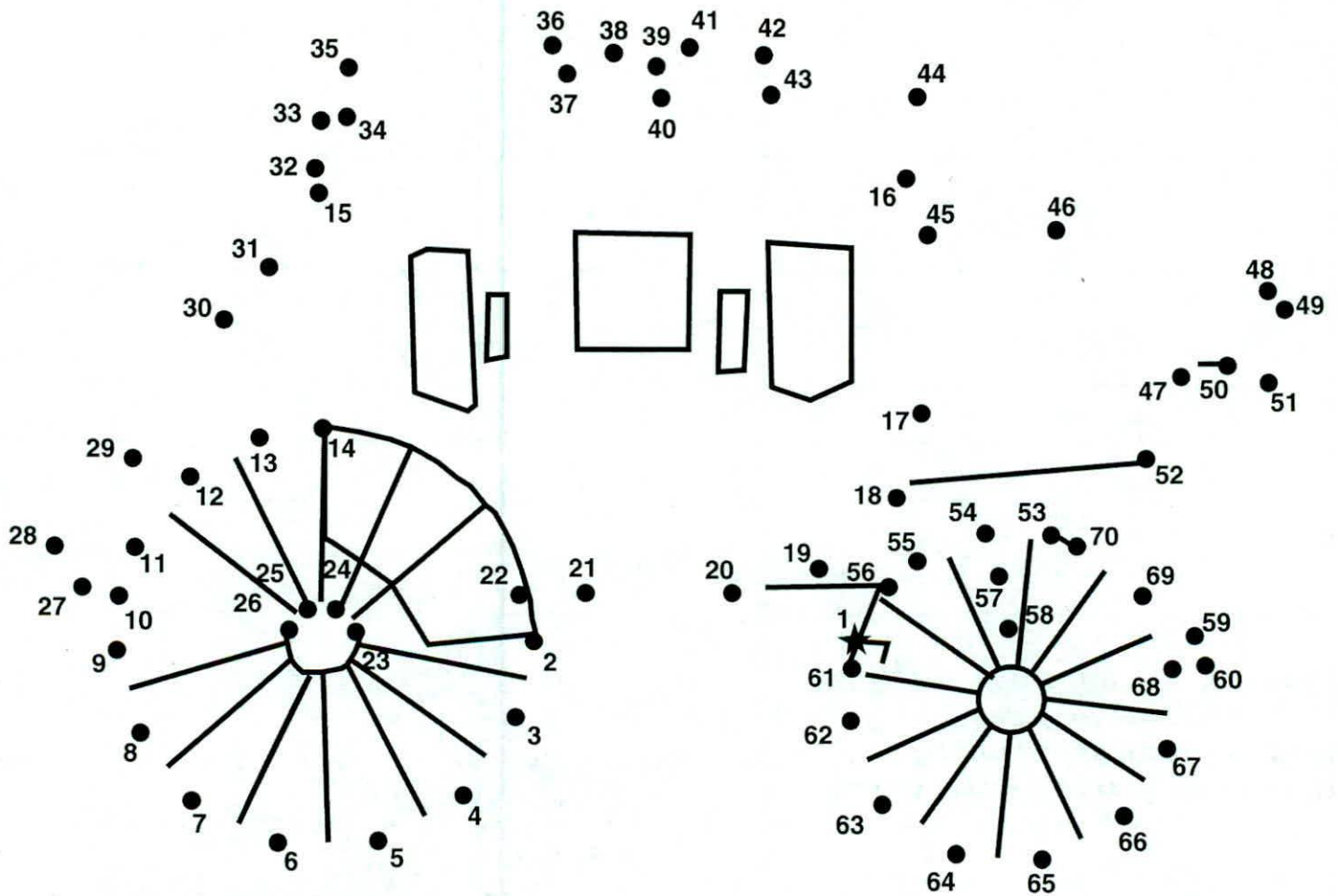
**16-20 words = excellent**

**21 or more words = outstanding**



# DOT TO DOT

## CONNECT THE DOTS TO FIND THE HIDDEN IMAGE.



AT WHICH UTAH STATE PARKS MIGHT YOU FIND THE ABOVE IMAGE?

---

---



# Wildlife

**Use the space below to draw a picture of an animal you might see while visiting a state park.**

A large, empty rectangular box with rounded corners and a black border, intended for drawing a picture of a state park animal.

# out-of-town Hollie Brown's Favorite s'mores

After hiking and exploring the trails at Fremont Indian State Park, I love to end the day with tasty, gooey s'mores. A hit around any campfire, try this new twist to an old favorite. Instead of using a plain chocolate bar, try a peanut butter cup.



**What you'll need:**

- \* **Graham crackers**
- \* **Marshmallows**
- \* **Peanut butter cups**
- \* **Sturdy roasting stick**

**Enjoy!**

---

**Answers: Safe Boating Cryptogram** - Lifejackets save lives. Accidents can happen at anytime-you never know when you might end up in the water. Wear it utah. **A Fishy Crossword** - Across 1) shade 2) gills 7) tacklebox 8) minnows 10) bobber 11) sinker 13) live 16) lifejacket 17) lures | Down 1) safety 3) sunburn 4)catfish 5) palomar 6) worms 9) poison 12) reel 13) lateral 14) clean 15) water **OHV Word Jumble** - Trails, Gloves, Goggles, Laws, Machine, Rules - WEAR YOUR HELMET



# **Congratulations!**

**You are now a Utah State Park  
Junior Ranger**

**This certifies that**

---

**has completed the  
Utah State Parks  
Junior Ranger Program**

**As a Junior Ranger you are now expected to uphold the high  
standards of Junior Rangers everywhere and do your part  
to help keep Utah's state parks clean, safe and friendly.**

---

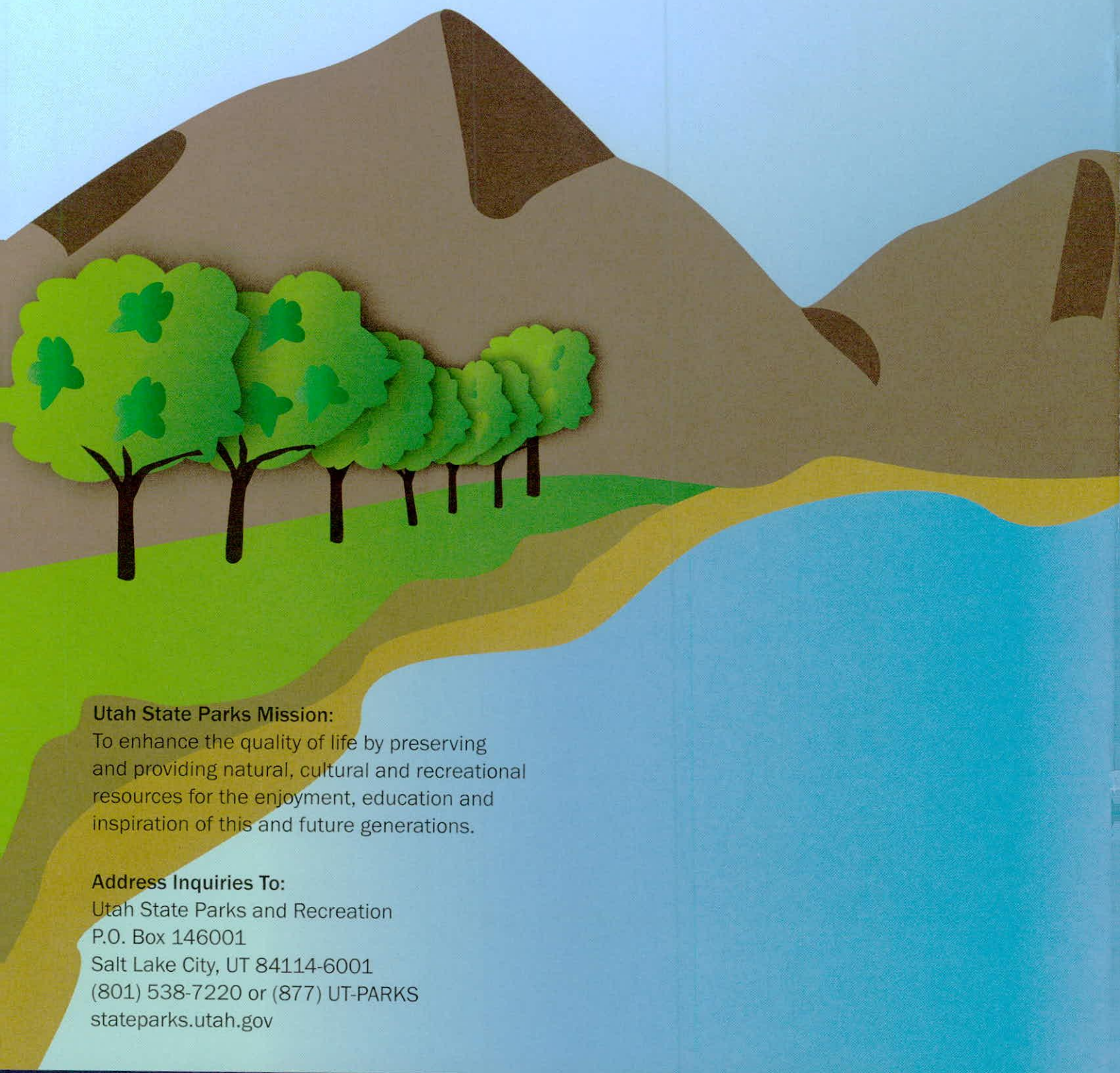
**Park Ranger Signature**

---

**Date**







**Utah State Parks Mission:**

To enhance the quality of life by preserving and providing natural, cultural and recreational resources for the enjoyment, education and inspiration of this and future generations.

**Address Inquiries To:**

Utah State Parks and Recreation  
P.O. Box 146001  
Salt Lake City, UT 84114-6001  
(801) 538-7220 or (877) UT-PARKS  
[stateparks.utah.gov](http://stateparks.utah.gov)