

**Starvation
State Park
Junior Ranger
Guide**

Welcome to Starvation State Park!

Whether this is your first trip or your tenth visit, we are sure you will agree that Starvation State Park is a great place to visit for camping, swimming, fishing, and fun.

We are excited that you are here and want to become a Junior Ranger. As a Junior Ranger, you will learn about the park, boating, fishing, wildlife, cleanliness, responsibility, and the importance of safety.

To become a Junior Ranger, complete the checklist below for your age group. Your parents or guardians are welcome to help, learn, and enjoy the activities with you.

- Ages 5-7 complete 6 activities in this book.
- Ages 8-9 complete 9 activities in this book.
- Ages 10-13 complete all of the activities in this book.
- Pick up one small bag of litter within the park.

When your checklist is complete, return to the Park Office or Entrance Booth and have a ranger review and sign the booklet to receive your Junior Ranger Badge.

Good Luck! We look forward to having you join the staff at Starvation State Park.

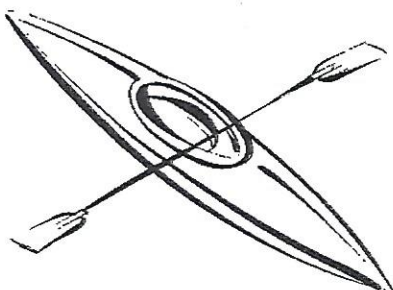
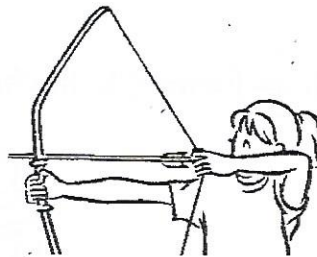





STARVATION STATE PARK

Facts and Important Information

- Size: 3,495 water surface acres when full and 23 miles of shoreline
- Elevation: 5,720 feet
- Two developed camp grounds, four primitive campgrounds, one group area, picnic areas, boat slips, volleyball nets, archery range, geocache locations, and soccer field.
- First opened to the public in 1972

Below are pictures of some of the activities enjoyed at the park. Walk around the park with an adult and then color the pictures showing the activities that you saw people doing. Make a list of any other activities that you saw. What activities do you hope to do?



WATER SAFETY

Starvation State Park is a great place for boating, swimming, and fishing. Important things to remember when you are in or around water are.

1. **ALWAYS** wear a life jacket (PFD).
2. **NEVER** swim alone. **ALWAYS** make sure that an adult is present and can see you at all times.
3. **NEVER** swim or boat in stormy weather.
4. Don't litter. Keep our shorelines and waterways clean and beautiful.


All water activities require the use of a PFD for safety. If you are going to be in or on the water, you **NEED TO WEAR ONE.**

PFD stands for Personal Flotation Device.

Typically we call them life jackets.

Color the life jackets (PFDs) orange and count how many there are. How many are there in the picture? _____

Color the rest of the picture.


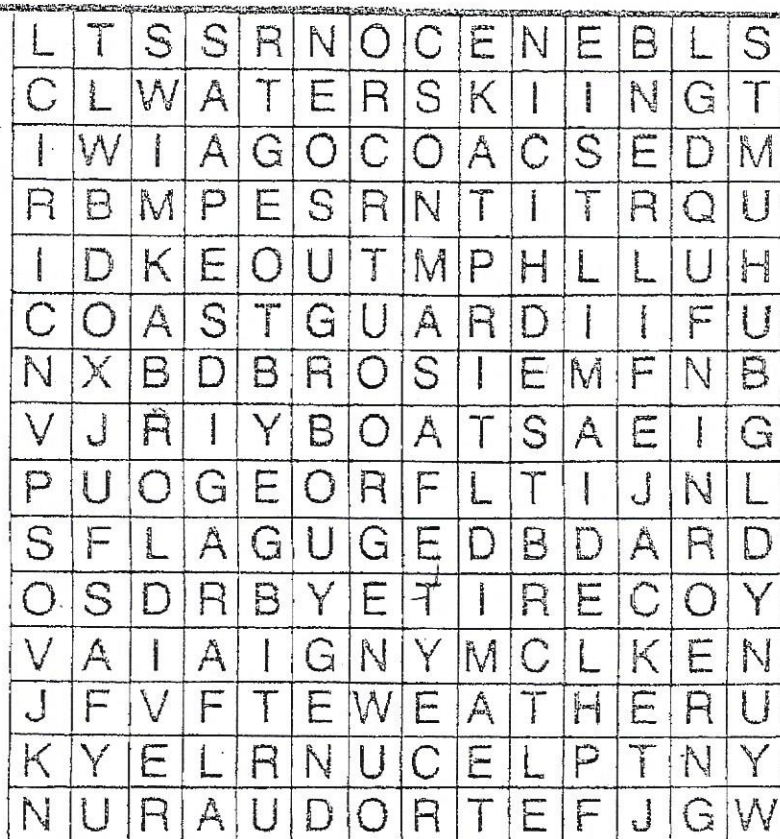


True or False: Write true or false in the blank.

1. You should swim alone. _____
2. You should swim when it is storming. _____
3. PFD stands for People Floating Device. _____
4. You should always wear a life jacket. _____


BOATING CROSSWORD PUZZLE

A day on the water or at the beach is fun. At Starvation State Park you can wade, hike, swim, fish, boat, catch crayfish, or just enjoy the sun. Find the hidden "boating" words in the puzzle below and circle them. How long did it take you to find all the words? _____



SWIM
BOAT
SAFETY
PFD
FLAG
DIVE

WATERSKIING
LIFE JACKET
COASTGUARD
SAILING
STORM
WEATHER
BUOY



BOATING SAFETY

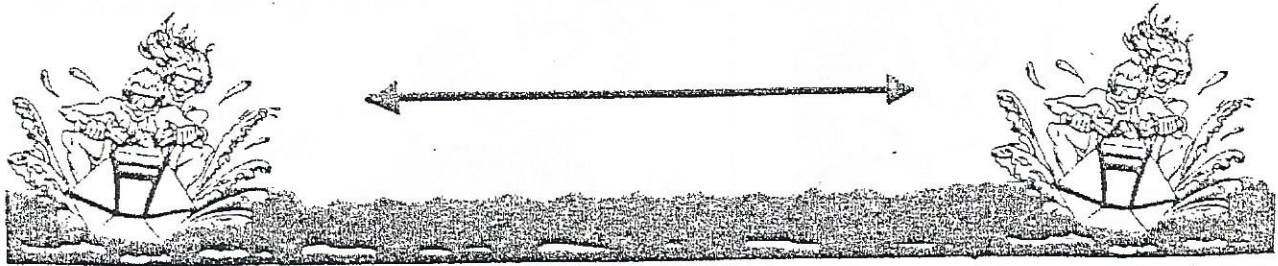
Boating on Starvation can be a lot of fun. You can see many different kinds of boats. Some boat you might see are speed boats, fishing boats, water ski boats, sailboats, canoes, kayaks, and "PWCs."

"PWC" stands for personal water craft. Examples of PWCs are jet skis and wave runners. PWCs cannot be operated between sunset and sunrise. **All boats or "vessels" are required to obey Utah boating laws. These laws help keep everyone safe!**

Carbon Monoxide is a deadly gas which can be emitted from the exhaust pipes of engines. Swimming or tubing within twenty feet behind the boat when the engine is operating can be deadly within minutes. Stay away from the silent killer! (Pamphlets on CO are available at the Ranger Station.)

All boats must stay at least 150 feet away from each other when they are moving and creating a "wake" (the wave and white water made by a moving boat).

Measure the distance between your normal walking steps. Let's say the average step is 2 feet. Mark your starting place and step off a distance of 150 feet by taking 75 steps. Look how far it is. That is how far any boat, including PWCs, should be from each other when they are operating on the water.




How far apart should these two PWCs be from each other? _____ feet
 Count the number of PWCs on the reservoir today. _____

True or False: Circle the correct choice.

1. True/False. Everyone should wear life jackets when on a boat or PWC.
2. True/False. PWC stands for People Without Caution.
3. True/False. It is never safe to drink and drive a boat.
4. True/False. Boat engines can emit Carbon Monoxide.
5. True/False. Carbon Monoxide can be deadly if you breathe it.
6. True/False. Boats should stay at least 150 feet away from each other when in the water.


FISHING AT STARVATION STATE PARK

Fishing is always fun at Starvation. The reservoir has plenty of Walleye and Bass just waiting to be caught. Follow the fishing lines to see who is about to catch a fish. How many fish did you catch today? _____



HOW MANY CRAYFISH CAN YOU CATCH?

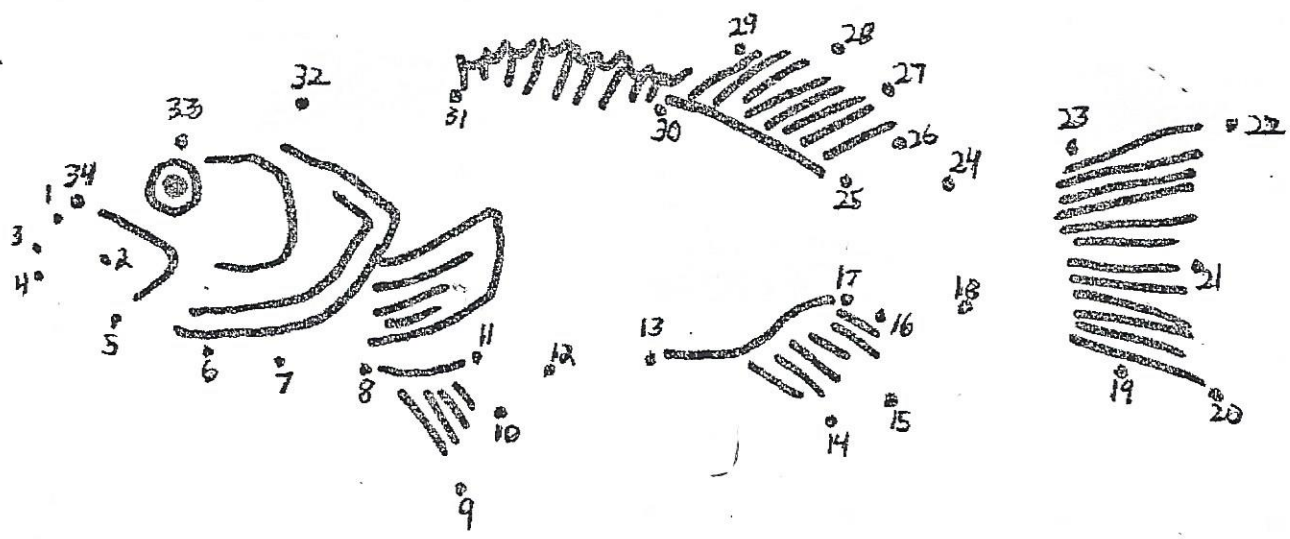
Here is a game for you and a friend. Take turns connecting two dots with a line. Your connecting line can go across or down, but not diagonally. When a square is complete, the player who draws the line to complete the square should put his initials inside the square. When all the squares are finished, add up how many square each player completed. Squares in which crayfish are caught count as 5 points. All other squares count as 1 point. The player with the most points wins.



STARVATION RESERVOIR FISH

Fishing is great fun. In Utah, children 12 and under can fish for free! Can you identify the different species (kinds) of fish in Starvation State Park? List the different species of fish?

Connect the dots in the picture below. Can you guess which kind of fish it is? _____
Be careful! These fish have sharp barbs on their fins.



Are you planning to go fishing while you are here? If so, keep track of how many fish you caught. I caught _____ fish at Starvation State Park.

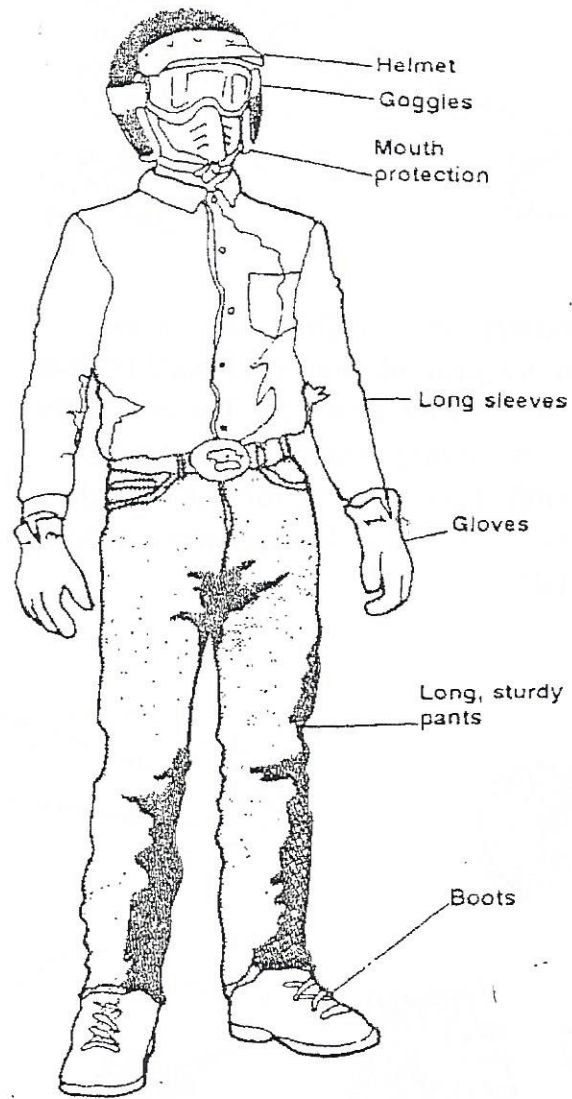
Can you identify the species of fish that you caught? List the species that you caught and how many fish you caught of each species.

Questions: Select answers from the choices listed below. Answers may be used more than once.

1. Are there different species of fish at Starvation State Park? _____
2. Can you catch as many fish as you want or are there daily fishing limits (bag limits) on some species? _____
3. Where can I find information about fishing rules, licenses, and daily limits?
_____ (The Park Ranger Station and Entrance Booth have booklets)
4. Who needs a Fishing Permit in Utah? _____
5. What should I always wear when I am in a boat fishing? _____

- | | |
|--|------------------------|
| A. Hat | E. Lifejacket |
| B. Daily fishing limits on some species | E. Anyone 5 and older |
| C. The newspaper | F. Anyone 12 and older |
| D. Utah Fishing Guidebook (Fishing Proclamation) | G. Yes |

OHV Safety: Tread Lightly



Fill in the blanks with the appropriate word from the list at the bottom of the page.

_____ only where motorized vehicles are permitted.

_____ the rights of hikers, skiers, campers and others to enjoy their activities undisturbed.

_____ myself by obtaining travel maps and regulations from public agencies, complying with signs and barriers, and asking owners' permission to cross private property.


_____ streams, lakeshores, meadows, muddy roads and trails, steep hillsides, wildlife and livestock.

_____ responsibly to protect the environment and preserve opportunities to enjoy my vehicle on wildlands.

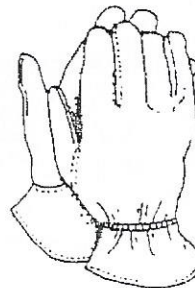
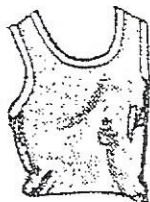


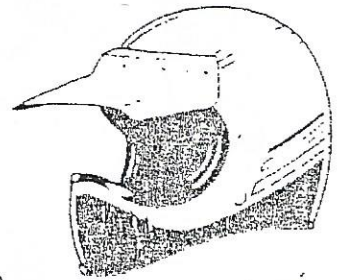
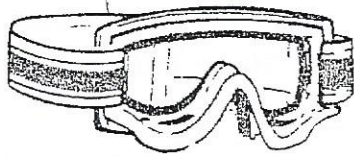

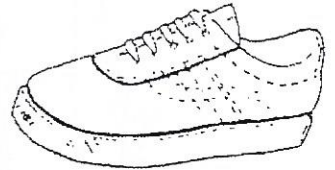



Word List:
Avoid, Educate, Drive, Travel, Respect
(Hint: The first letter of each word will read from top to bottom = TREAD)

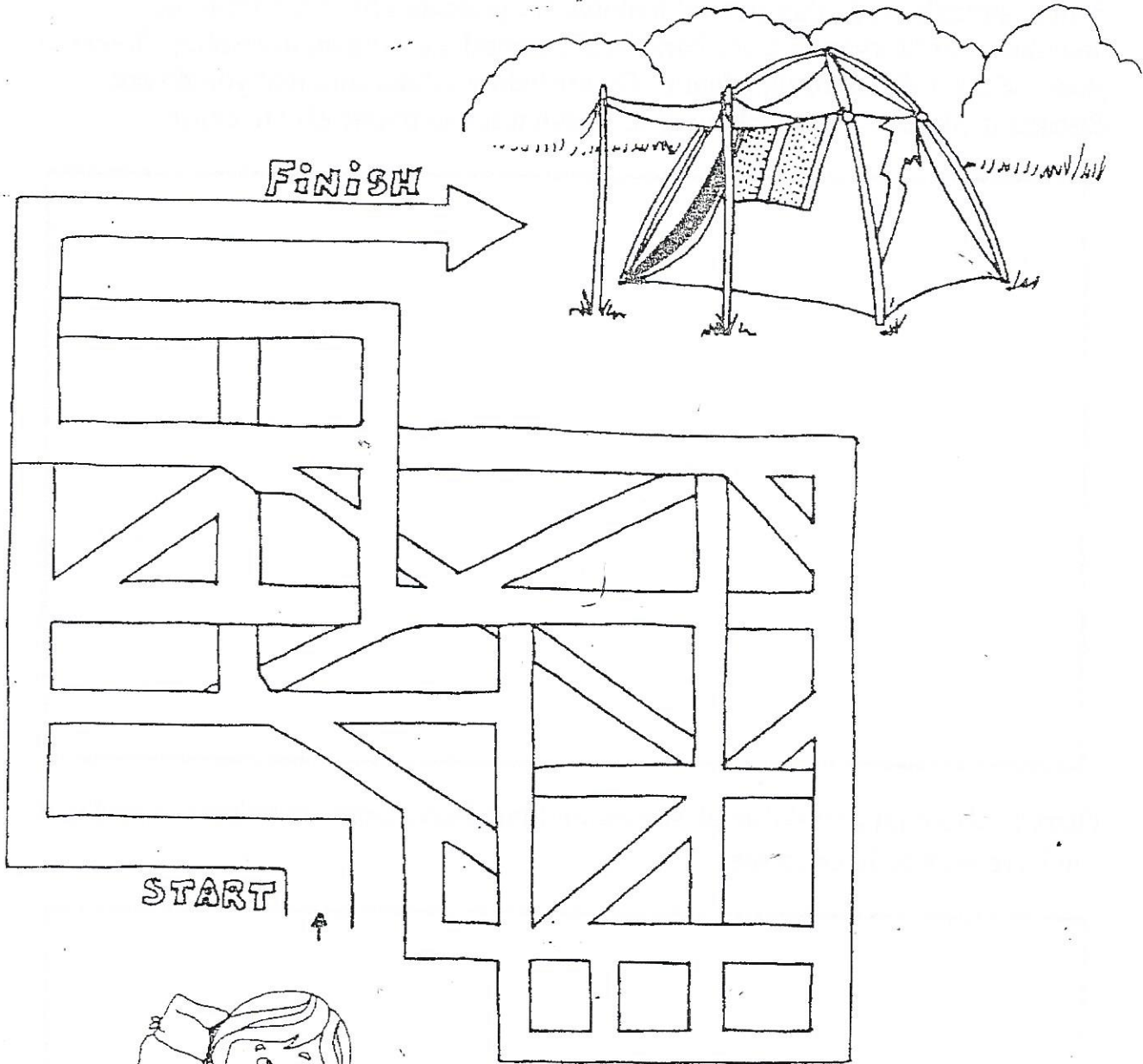
OHV Safety: Proper Clothing



Riding Off-highway vehicles (OHV) is a popular activity. There is a good riding area at Knight Hollow, which is part of Starvation State Park. For your safety and comfort always wear protective clothing when operating an OHV. Help Tom and Jill pick the right clothing for their ride. Circle the appropriate clothing for riding an OHV.



STARVATION STATE PARK: A Great Place to Camp!!




Jake has been out for a nature hike.
Help him find his way back to his
campsite.


Remember! Never hike without an adult!

STARVATION STATE PARK PLANTS AND ANIMALS

Plants, animals, and other natural features are protected by law within the boundaries of Starvation State Park. Walk around and find an interesting flower or plant. Make a sketch of the plant or flower below. Make sure that you do not damage it while you are looking at it. Leave it for someone else to enjoy.



There is also a lot of wildlife at Starvation State Park. Draw an animal or bird that you have seen or hope to see.



DON'T MOVE A MUSSEL!

A mussel (or mollusk) is a type of clam. In Utah and many other states around the country, invasive mussels are infesting lakes and destroying the life in them. Two kinds of invasive mussel (clam) species are Quagga and Zebra mussels. These tiny clams invade, infest, and damage any body of water they spread into. They form dense, destructive colonies that encrust almost any underwater surface. Fish populations decrease where mussels have invaded because the mussels eat the food (plankton) that the fish would normally eat. The state of Utah is working very hard to keep these mussels from spreading into bodies of water in the state. Boats that have been in infected waters can easily spread Quagga or Zebra mussels to uncontaminated waters. Stop by the Ranger Station and get a pamphlet to see what you can do to help save Utah's water!

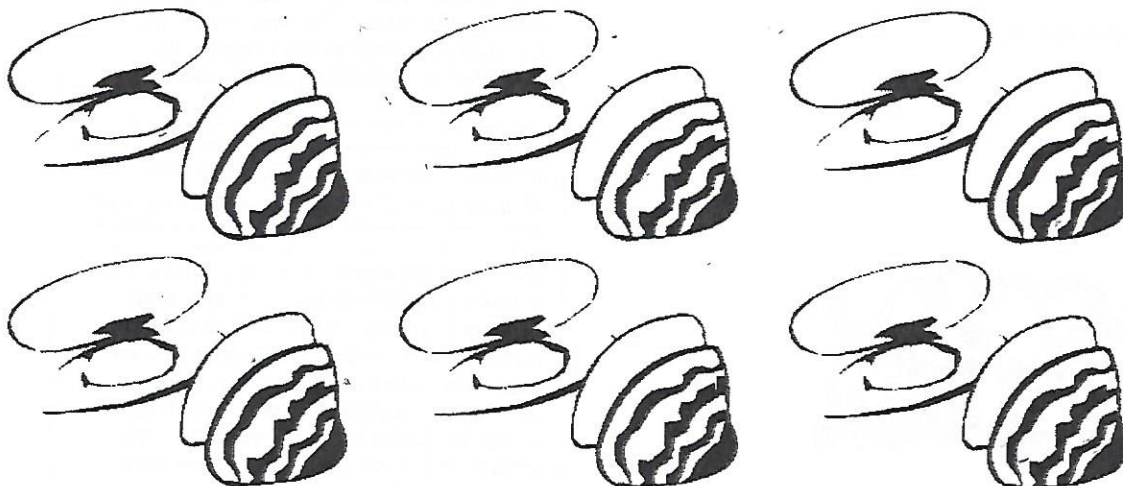
Mussel Facts

1. **One adult female** mussel can produce up to a **million eggs** each year. Imagine how dangerous it could be if even five adult female mussels got into the Starvation State Park Reservoir. How many mussels could there be after one year? _____ This would severely damage the fish populations.
2. **Newly hatched mussels** (veligers) are **microscopic**. They can easily latch onto boats or other items in the water. They could **even live in a damp lifejacket or rope** if it is stored in a wet compartment of your boat!!
3. **Adult mussels** can live for **30 days in water that collects on boats and equipment**.
4. Mussels first arrived in the United States in the **1980s**. It **took less than 25 years** for them to **infest waterways** in the Eastern half of the country. Now, they are spreading and threatening areas in the West.

Quagga Mussels

1. **Destroy your favorite fisheries!** They eat the food (plankton) the fish need to survive!
2. **Pollute shorelines and recreation areas.** Mussels stink and have sharp shells that you could cut yourself on if you were step on one.
3. **Ruin your boat and equipment.** They can even live and grow inside a boats engine!
4. **Cost millions of dollars to control.**

Circle the mussel that looks different from the other five.



STARVATION STATE PARK: WILDLIFE

Starvation State Park has many animals, birds, reptiles, and fish. Below are listed some of the animals, birds, and reptiles that can be found in this area. Match the description to the wildlife that it describes. Make a line of animal tracks to connect each description to the correct wildlife. Do you know the animals tracks for each of the descriptions? Not all animals in the list have descriptions.

Black bear

Osprey

Turkey

Cottontail Rabbit

Jack rabbit

Mule deer

Moose

Mountain lion

Elk

Coyote

Lynx

Fox

Ground squirrel

Bull snake

Rattle snake

Cold blooded. Poisonous. Often blends with the background of its environment. Can be a shade of green, brown, pink, or yellow with patches of diamonds, ovals, or hexagons running down its back. Head is shaped like an arrowhead. Tail can rattle.

Member of the cat family, Felidae. Fur is tawny, gray, dark brown, or cinnamon in color with a whiter underbelly. Males can grow to be 9 feet long. Opportunistic carnivores


Mule like ears. In Utah, smallest member of deer family. Dark gray coat in winter that is shed for a light reddish-tan coat in the spring.

Member of the family Ursidae. Black, light brown (cinnamon), or reddish blond in color. Can run 30mph and climb and swim. Mostly omnivores (eat anything). Sleep in dens in the winter.

Member of the deer family, *Cervidae*. Utah state animal. Second largest member of the deer family. Both males and females have a light-brown body, dark brown head, neck and legs and characteristic cream-colored rump. Bull's (male) shed their antlers and grow a new set each spring. The most unique and characteristic sound of this animal is the "bugling" of bulls during mating season.

Member of the dog family, *Canidae*. Can run 40 mph. Scientific name means "barking dog."

Member of the avian family Pandionidae. Feeds almost exclusively on fish. Live near water. Migrate. Commonly found in Utah in the summer. Large birds of prey. Males have an almost pure white chest and belly, while females have mottled dark brown markings across the chest that form a "necklace." Both sexes have a white head with a unique wide brown mask crossing the eye.



Junior Ranger Code



1. I will do my best to make state parks clean, safe, and friendly.
2. I will learn and obey park, safety, boating, off-highway vehicle, and fishing laws.
3. I will never leave fishing lines or ANY OTHER trash where I have been fishing. I will NOT litter.
4. I will pick my trash as well as trash that belongs to others. I will leave an area cleaner than when I found it. Trash can harm and kill fish and wildlife.
5. I will ALWAYS wear a lifejacket when in a boat. (They float, I don't!)
6. I will not disturb wildlife. I will watch and appreciate wildlife from a distance.

CONGRATULATIONS!!!!

You have successfully completed the requirement to become a Junior Ranger at Starvation State Park. As a Junior Ranger, you are expected to be a good influence on the rest of the public. Tell people if they are doing something wrong or unsafe and help us keep Starvation State Park clean, safe and friendly.

I certify that

Name

Has completed the requirements
to become a Junior Ranger
at Starvation State Park.

Park Ranger

Date