


# Deer Creek State Park



## Junior Ranger Activity Guide





**This activity book  
belongs to:**





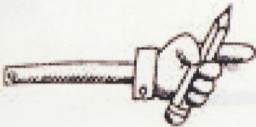
# Do you want to be a Junior Park Ranger?

---

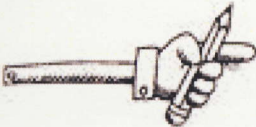
**This is what you need to do:**



If you are 5-8 years old, complete six activities in this book.




If you are 9 years or older, complete the entire booklet.



After completing the required activities, turn it in to a park staff member.

**All Junior Rangers  
will receive a  
Junior Ranger  
Badge and  
Certificate!**



For more information contact a park staff member or call (435) 654-0171.



# USE THIS GUIDE TO BECOME A JUNIOR RANGER!

Check off the activities you have completed:

- ☐ What can I do at Deer Creek State Park?
- ☐ Fish of Deer Creek
- ☐ Discover Deer Creek
- ☐ Who Uses the Water?
- ☐ Stargazing
- ☐ Deer Creek Boating Laws
- ☐ Boating Safety
- ☐ Wildlife at Deer Creek
- ☐ Litter Patrol
- ☐ Junior Ranger Responsibilities







# What can I do at Deer Creek State Park?

B	J	P	N	I	K	R	R	A	P	G	E	E	R	S
R	I	O	C	K	E	C	Z	T	O	U	G	W	C	Q
F	Y	R	L	C	D	E	S	S	Q	F	D	U	Q	F
M	B	X	D	R	A	U	N	E	S	Z	R	F	U	G
R	U	E	A	W	N	M	B	U	C	K	A	V	W	D
S	W	I	M	B	A	R	P	A	A	E	O	Q	X	U
F	A	S	A	S	A	T	F	G	B	V	B	J	P	D
A	R	T	L	B	W	M	C	W	A	C	E	H	H	O
E	H	U	L	W	R	Q	A	H	D	L	K	C	U	R
E	J	S	S	E	A	T	Y	W	I	G	A	H	H	N
B	I	L	L	D	E	J	Y	R	F	N	W	S	T	Q
E	N	A	C	R	N	G	E	F	E	F	G	I	A	T
I	X	F	S	A	C	I	N	C	I	P	W	F	O	P
R	D	K	E	L	V	R	W	A	M	T	S	R	B	R
L	I	I	V	G	T	Q	O	F	N	N	P	M	U	N

BIRDWATCHING

BOAT

CAMP

FISH

PICNIC

RELAX

SUNBATHE

SWIM

WINDSURF

BARBEQUE

WAKEBOARD

WATERSKI






# FISH OF DEEP CREEK

Unscramble the letters to find out the fish name. Use the pictures and clues above each fish name to help you.

- 
- Hardy fish
  - Golden brown with yellow under parts
  - Covered with spots

RNBWO ROTUT

-----



- 
- Yellowish in color
  - Dark vertical bars
  - Fins contain spines

HPERC

-----



- 
- Silvery with a strip of red or pink along its side
  - Eats various bugs and insects

NBIARWO TOTUR

-----



- 
- Has a small bluntly pointed mouth
  - Has two fins on its back
  - Dark vertical bands

AMLSL HOUMT SASB

-----





# DISCOVER DEER CREEK



Use your eyes, ears, nose and touch! For this activity spend some time at the beach. But don't go alone! Make sure you take a parent!

What animals or signs of animals do you see?

---

How many birds do you hear?

---

What do you smell? Fish, water, motorboats. . .

---

What colors do you see?

---

Find a rock by the lake. Describe its shape.

---


What is the weather like today (cloudy, windy, rainy, hot, cold)?

---

How will the weather affect your visit, the animals, or birds?


---

Other Observations:





# Who uses the water?



## Across

3. This animal cuts down trees with their teeth.
5. \_\_\_\_ like powerbait.
6. People use binoculars to watch these animals in the water, trees, and in the air.
7. A \_\_\_\_\_ smells good and is beautiful.
8. People plant a \_\_\_\_ to make shade.

## Down

1. Fawns are baby \_\_\_\_.
2. Fish live in the lake and \_\_\_\_\_ drive boats on the lake.
4. This animal says, "MOO."
5. This person drives a tractor.
6. A \_\_\_\_ pulls waterskiiers.







# Stargazing

**Do you know what a constellation is?** A constellation is a pattern of stars in the sky.

The Big Dipper is part of a constellation called Ursa Major or the Great Bear. It is shaped like a cup with a long handle.

**1. Connect the dots 1-8 on the next page to see the Big Dipper!**

The stars #6 and #7 on the Big Dipper point to the North Star.

**2. Draw a dashed line from 7 to 9.**

Star #9 is the North Star. Did you know that the North Star's real name is Polaris? Polaris is located in the northern sky. All the other stars move during the night, but Polaris stays in the same spot. Polaris is the end of the handle on the Little Dipper.

**3. Circle Polaris and write "Polaris" above it.**

The Little Dipper is part of the Ursa Minor or Little Bear constellation.


**4. Connect the dots 9-16 to see the Little Dipper!**

If you are camping at Deer Creek, try to find these stars in the northern sky.





# Connect the Dots!






# Deer Creek Boating Laws

**Learn to boat safely!!** Below is a list of some Deer Creek boating laws and rules. After you read each law, draw a line to the matching picture. If the people in the picture are breaking that law, put an X through the picture.



◆ **When someone is being pulled by a boat or PWC (jetski), there must be a driver and an observer.** The observer must be 8 years old or older and needs to pay attention to the person behind the boat. When the person behind the boat falls or is in the water, the observer holds up an orange flag. This helps other boats know that a person is nearby in the water.



◆ Buoy are like traffic signs on the water. Most buoys at Deer Creek show areas that have speed limits. **When boats and PWCs (jetski) are inside the speed limit buoys, they are required to go 5 mph or slower.** The other buoys near the dam show an area that is off limits to boats and people.



◆ **NO DOGS** allowed on boats, beaches, or in the water.



◆ All boats and PWCs (jetski) are required to be at least 150 ft away from other boats and PWCs (jetski) when the driver is going faster than 5 mph. **(Stay away from other boats when operating faster than 5 mph!!!)**

◆ **Everyone 12 years old or younger must wear a life jacket** at all times when they are on a boat, raft, canoe, PWC (jetski), or anything that is being used to float across the water.



# Boating Safety



Fishing and boating can be fun, but remember safety comes first. Decode the following secret words to see what you should take with you when you go near water.



LIEF TAJCEK

NNSEUCERS

24	2		12		14	17	8

LENSGAUSS

		3	9		22			10	

CETNIS RELPEELNT

Two number lines are shown. The first number line has 6 boxes with labels 4, 15, and 23. The second number line has 8 boxes with labels 11 and 16.

FISTR DIA KTI

Three number lines are shown for multiplication. The first number line has 5 equal segments. The second number line has 3 segments, with the first segment labeled 18 and the second segment labeled 20. The third number line has 3 empty segments.

TAH

--	--	--

7

RINDEF

6		19			



				0	
1	2	3	4		5

6	7	8	9	10	11	12

13	14	15

16	11	17	16	18	11	19	20

	O
--	---

B	O		
		22	23

					y
24	22	25	26	27	



# Wildlife at Deer Creek

Deer Creek is a very special place. Many different plants and animals live here. They use the trees, grass and fallen logs for shelter and sometimes food. They need the water to drink.

See how many of these animals you can find during your stay. Put a check on the line if you saw it, heard it, or saw where it lives.

## Mouse

- ☐ Saw It
- ☐ Heard It
- ☐ Saw Home



## Skunk

- ☐ Saw It
- ☐ Heard It
- ☐ Saw Home




## Rabbit

- ☐ Saw It
- ☐ Heard It
- ☐ Saw Home



## Duck

- ☐ Saw It
- ☐ Heard It
- ☐ Saw Home



## Porcupine

- ☐ Saw It
- ☐ Heard It
- ☐ Saw Home



## Raccoon

- ☐ Saw It
- ☐ Heard It
- ☐ Saw Home



## Nest

- ☐ Saw It
- ☐ Heard It
- ☐ Saw Home



## Deer

- ☐ Saw It
- ☐ Heard It
- ☐ Saw Home



## Snake

- ☐ Saw It
- ☐ Heard It
- ☐ Saw Home



## Elk

- ☐ Saw It
- ☐ Heard It
- ☐ Saw Home



## Chipmunk

- ☐ Saw It
- ☐ Heard It
- ☐ Saw Home



## Fish

- ☐ Saw It
- ☐ Heard It
- ☐ Saw Home



## Bat

- ☐ Saw It
- ☐ Heard It
- ☐ Saw Home



## Squirrel

- ☐ Saw It
- ☐ Heard It
- ☐ Saw Home



## Fox


- ☐ Saw It
- ☐ Heard It
- ☐ Saw Home






# LITTER PATROL

Garbage or litter can make animals very sick. Save Flipper from the garbage by helping him find his way through the maze to clean water!



Remember to  
always clean up  
after yourself and  
leave nothing behind!







# Junior Ranger Responsibilities

Junior Rangers help park staff protect the park. Talk to your parents about the following responsibilities of a Junior Ranger and have them sign the bottom of this page.

If a Junior Ranger sees a meadow of wildflowers, would they pick them?  
Yes      No      Why? \_\_\_\_\_

Do Junior Rangers drop trash on hiking trails?  
Yes      No      Why? \_\_\_\_\_

Would a Junior Ranger leave hot coals in the fire pit before going to bed?  
Yes      No      Why? \_\_\_\_\_

Do Junior Rangers go swimming or hiking alone?  
Yes      No      Why? \_\_\_\_\_

Do Junior Rangers feed the wildlife?  
Yes      No      Why? \_\_\_\_\_

Would a Junior Ranger stop to pick up litter in the park?  
Yes      No      Why? \_\_\_\_\_

Parent Signature: \_\_\_\_\_

I \_\_\_\_\_ promise to do my best to always take care of the plants and animals. I promise to never litter. I will always be safe when swimming or boating.

\_\_\_\_\_  
Signature



# Congratulations!



This certificate is to certify that  
\_\_\_\_\_  
has completed the Junior Ranger Program  
at Deer Creek State Park.

\_\_\_\_\_  
Ranger Signature

\_\_\_\_\_  
Date