


HIGHLIGHTS FROM **UTAH'S BOATING** LAWS & RULES



CONTENTS

Registration Requirements.....	2-4
Equipment Requirements.....	5-11
Safety Equipment Checklist.....	(Center Pullout)
Operation Requirements.....	12-17
Navigation Aids.....	18-19
Safety and Other Tips.....	19-20
Contact Information.....	21



UTAH'S BOATING PROGRAM MISSION STATEMENT

To sustain and enhance the quality of boating by providing the facilities, education, enforcement and the coordinated and balanced stewardship necessary to ensure enjoyable, safe, lawful and environmentally acceptable boating experiences on Utah's waterways, now and into the future.



BOATING IN UTAH

Utah has some of the most beautiful waterways in the nation. Boating adventures include whitewater rafting on the Colorado River, wakeboarding on glassy reflections of red rock at Lake Powell, sailing on Bear Lake or Great Salt Lake, trolling for trophy fish at Strawberry or canoeing on quiet mountain lakes.



With an ever-increasing demand on Utah's limited number of rivers, lakes, and reservoirs, boaters must use their water recreation resources wisely. Boat owners and operators have the responsibility to practice and advocate safe and ethical use of our waterways. This responsibility includes properly registering boats, learning and obeying boating safety laws and rules, and sharing waterways with other boaters, swimmers, and anglers.

Utah State Parks and Recreation's goals include educating boaters about laws and rules that protect the boating public and the state's natural resources. These efforts are funded by boat registration fees, a state tax on fuel used in motorboats, and federal boating safety grants. This brochure, *Highlights from Utah's Boating Laws and Rules*, outlines the basic responsibilities of Utah's boaters. For a complete copy of *Utah's Boating Laws and Rules*, contact Utah State Parks and Recreation.

WHAT IS CONSIDERED A BOAT?

According to the *Utah Boating Act*, a boat is defined as every type of watercraft capable of transporting a person(s) on the water. Boats such as personal watercraft (PWC), rafts, canoes, kayaks, float tubes, inner tubes, “kick” boats and standup paddle craft are subject to Utah’s boating laws and rules.

DOES MY BOAT NEED TO BE REGISTERED?

All motorboats, including those with electric motors, and sailboats must be registered and numbered. Boats exempt from Utah registration and numbering include sailboards and properly registered motorboats and sailboats owned by residents of another state that have not been in Utah more than 60 days in a calendar year.

Boats owned by Utah residents must be registered and numbered in Utah if used on Utah waters.

HOW DO I REGISTER MY BOAT?

Boat registrations are processed by the Utah State Tax Commission, Division of Motor Vehicles. To register your boat, submit a signed application to your local office of the Utah Division of Motor Vehicles.

A **registration certificate**, along with two **yearly registration decals** and two **month of expiration decals** will be issued. The assigned **bow number** must be displayed on the boat with the decals as shown in Figure 1. The **bow number** will remain with the boat as long as it is registered in Utah.

The **registration certificate** must be carried on board the boat for which it is issued and must be available for inspection whenever the boat is in operation.

WHERE DO I ATTACH THE REGISTRATION DECALS AND BOW NUMBERS?

The **bow number** must be painted or permanently attached to each side of the forward half of the boat. Numbers and letters must be of a solid color and block design, at least three inches in height and read from left to right. The **bow number** must contrast with the

background color of the hull. Spaces or hyphens, equal to the width of a letter, must separate letter groups from number groups.

The assigned bow number must be displayed on the boat with the decals as shown in Figure 1.

The **yearly registration decals** are to be displayed three inches to the rear of the **bow number** on each side of the boat. Only current **yearly registration decals** may be displayed. The **month of expiration decals** must be displayed immediately aft of the **yearly registration decals**.

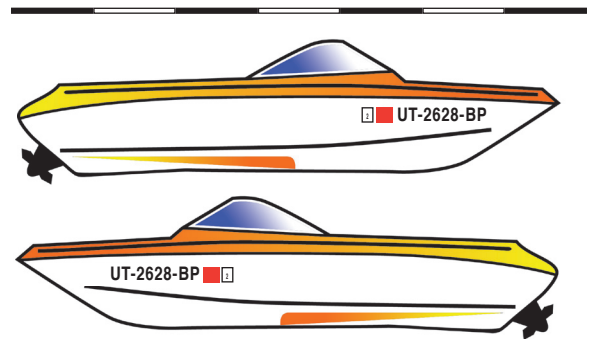


Figure 1: Attach the registration decals and bow numbers as shown.

WHEN DOES MY BOAT REGISTRATION EXPIRE?

Utah boat registrations expire annually, at the end of the month in which the boat was originally registered. Renewal notices are usually mailed to registered owners during the month of expiration. If you do not receive a renewal notice by mail, take the old **registration certificate** to the Utah Division of Motor Vehicles to renew your registration. On-line renewals may be completed by going to www.renewalexpress.utah.gov.

Owners who purchase boats from a dealer may be issued a 30-day temporary registration certificate by that dealer.

Boat owners must notify the Utah Division of Motor Vehicles of any change of ownership or address within 15 days of the change. The sale, transfer, destruction or abandonment of a motorboat or sailboat terminates the registration.



WHERE DO I LOOK FOR THE HULL IDENTIFICATION NUMBER?

The hull identification number (HIN) on all boats built after November 1, 1972 is permanently affixed to the rear of the transom, usually on the upper right corner. The number is required by federal law and must appear on the registration application.

The HIN consists of 12 letters and numerals at least one-quarter inch in height indicating manufacturer, hull serial numbers and/or letters, and model year and/or month.

WILL MY BOAT BE TITLED?

Yes, if it was manufactured in 1985 or after. Boats built before 1985 or equipped with motors less than 25 horsepower will not be titled by the Utah Division of Motor Vehicles.

DO I NEED INSURANCE FOR MY BOAT?

Each motorboat and personal watercraft (PWC) is required to carry owner's or operator's liability insurance when operated on Utah waters. The minimum insurance requirements are: \$25,000/\$50,000 bodily injury/death - \$15,000 property damage or \$65,000 combined minimum per accident. Motorboats equipped with engines less than 50 horsepower and all airboats are exempt from this requirement.

Proof of insurance must be carried on board the motorboat whenever it is in operation. Evidence of insurance coverage includes one of the following items: an insurance policy, a binder notice, a renewal notice, or a card issued by the insurance company.

A motorboat owned by a non-Utah resident and registered in the non-resident's state must meet its state's insurance requirements or have 90 days to comply with Utah's liability insurance requirements.

Successful completion of a boating safety course may lower your boat insurance premiums.

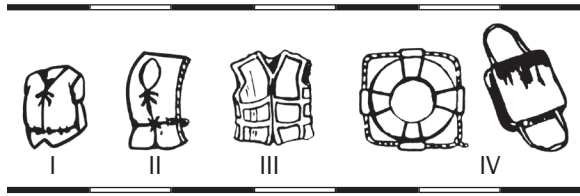
EQUIPMENT REQUIREMENTS

What safety equipment must I have on board my boat?

Safety equipment shall not be stored in its original packaging.

LIFE JACKETS (Personal Flotation Devices or PFDs)

The five different categories of life jackets are illustrated below. Utah law requires that all boats have at least one Type I, II, III or V U.S. Coast Guard approved life jacket of proper size, in good and serviceable condition, and readily accessible for each person on board. Readily accessible means easily located and retrieved without searching, delay or hindrance. All life jackets must be used in accordance with the age, weight, activity, and use restrictions listed on the U.S. Coast Guard approval label.



Type I PFD Provides the most buoyancy and turns most unconscious wearers to a face-up position.

Type II PFD Turns some unconscious wearers to a face-up position.

Type III PFD Designed so wearers can place themselves in a face-up position.

Type IV PFD Throwable Device: Designed to be thrown to a person in the water, grasped and held by the user until rescued.

Type V PFD Designed and approved for specific activities listed on the approval label.

Be sure each life jacket on your boat is in good and serviceable condition. Life jackets must be replaced if they show deterioration, including:

Metal or plastic hardware used to secure the life jacket on the wearer is broken, deformed or weakened by corrosion; webbing or straps used to secure the life jacket on the wearer are ripped, torn, or which have become separated from an attachment point on the life jacket; or, any other rotted or deteriorated structural component that fails when tugged. In addition, no life jacket may exhibit rips, tears, or an open seam in fabric or coatings that are large enough to allow the loss of buoyant material. Plus, any buoyant material that has become hardened, non-resilient, permanently compressed, waterlogged, oil-soaked, or which shows evidence of fungus or mildew, or buoyant material that is not held securely in position is evidence of a non-serviceable life jacket.

U.S. Coast Guard approved inflatable life jackets are rated as Types I, II, III, or V, and are more comfortable and less bulky to wear than traditional life jackets. Some models automatically inflate upon submersion in the water, while all models can be manually or orally inflated. If you plan to wear an inflatable life jacket, read the approval label for age and use restrictions, and learn how to check, inflate, and care for it. Inflatable life jackets may not be used by persons operating or riding on a PWC, being towed behind a vessel, under 13 years of age, or while boating on rivers.

Additionally, boats 16 feet to less than 40 feet in length must carry at least one Type IV throwable PFD and vessels 40 feet and greater must carry at least two Type IV throwable PFDs. Type IV PFDs shall be immediately available. Immediately available means stored in plain and open view in the area where it will be used, not obstructed, blocked or covered in any way, and capable of being quickly deployed.

Passengers 12 years of age and younger must wear a properly sized and approved Type I, II, III, or V life jacket when the boat is in operation. Type V life jackets must be used according to the requirements on the approval label. Children do not have to wear their life jackets while inside an enclosed cabin area of boats 19 feet or more in length.

Each person being towed on water skis or other devices or operating or riding on a PWC, must wear a properly sized and approved life jacket.

On rivers, every person on any vessel including inner tubes, must wear a properly sized and approved life jacket. For persons older than 12 years of age, life jackets may be loosened or removed only while on designated flat water river sections. Contact Utah State Parks and Recreation for a listing of designated flat water river sections in Utah.

Users of non-standard manually propelled vessels, such as air mattresses and inner tubes, are required to comply with life jacket laws when being used on any river or more than 50 feet away from shore, except in a marked swimming area.



WEAR YOUR LIFE JACKET!

National statistics indicate that nearly 80 percent of people who drowned in boating accidents would have survived if they had worn life jackets. A boating accident can happen at any time you are on the water. **It is a good, safe boating practice to always wear your life jacket—Wear it Utah!**

FIRE EXTINGUISHERS

All motorboats must carry a serviceable U.S. Coast Guard or Underwriters Laboratory marine approved Type B fire extinguisher. Each fire extinguisher must show evidence of being certified, recharged or serviced once every five years. If a fire extinguisher is unable to be certified, recharged or serviced by a qualified firefighting equipment repair service, it is considered disposable. A disposable fire extinguisher expires upon being discharged, with loss of pressure, charge or over charge, or 12 years from the date of manufacture printed on the label or imprinted on the bottom of the fire extinguisher.

Marine Fire Extinguisher Classification

Classification (Type-size)	Foam (Minimum gallons)	Carbon Dioxide (Minimum pounds)	Dry Chemical (Minimum pounds)	Halon/Freon (Minimum pounds)
B-I	1.25	4	2	2.25
B-II	2.5	15	10	-

Foam —————
 Carbon Dioxide or Halon/Freon —————
 Dry Chemical —————

Open-construction, outboard motorboats less than 26 feet long, without permanently installed fuel tanks, are not required to carry a fire extinguisher. However, fire extinguishers are strongly recommended when flammable fuels and oils are being carried on board.

Boats under 26 feet must carry at least one B-I fire extinguisher. Boats 26 feet to less than 40 feet must carry two B-Is or one B-II. Boats 40 feet to 65 feet must carry three B-Is or one B-I and one B-II. Engine compartments with a fixed extinguishing system may carry one less B-I extinguisher. Vessels 65 feet and greater in length must have one fixed system in the engine compartment and three B-IIs of which one should be at the helm, one in the galley and one near the engine compartment.

Mount your fire extinguisher in a readily accessible location, away from probable fire sources, so you can locate it in an emergency.

VENTILATION

All closed-construction, gasoline-powered motorboats must have proper ventilation to remove explosive vapors from enclosed engine and fuel tank compartments. Be sure the boat is well ventilated before starting the engine, especially after refueling. Because gasoline vapors are heavier than air, the vapors will accumulate in the bottom of a boat and create a very dangerous condition.

BACKFIRE FLAME CONTROL

All inboard gasoline engines must be equipped with a backfire flame arrestor on the carburetor. The flame arrestor must meet U.S. Coast Guard approval or comply with Underwriters Laboratory or Society of Automotive Engineers marine standards.

NAVIGATION LIGHTS

All boats must display navigation lights while operating on Utah waters between sunset and sunrise.

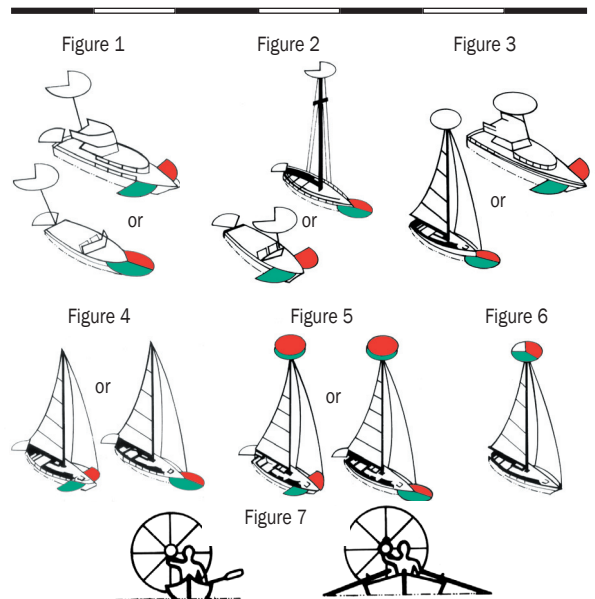
Motorboats less than 40 feet must display navigation lights as shown in figures 1, 2 or 3. Motorboats 40 to 65 feet long must display navigation lights as shown in figures 1 or 2.

Sailboats must display navigation lights as shown in figures 4, 5 or 6. Sailboats under power must conform to motorboat navigation light requirements.





Manually propelled boats must display either navigation lights required for sailboats or a white light (flash-light or lantern) displayed in sufficient time to prevent a collision. See figure 7.

Personal Watercraft - PWC (Jet Skis, Wave Runners, Sea Doods, etc) may not be operated between sunset and sunrise, even if they are equipped with navigation lights.

Boats adrift or at anchor must display an all-around white light unless anchored in a designated mooring area.



Visible Range

Location of Lights on Vessel	Less than 40 ft.	40 ft.-60 ft.	Degrees of Arc Lights
 Masthead	2 miles	3 miles	225°
 All-round	2 miles	2 miles	360°
 Side Lights	1 mile	2 miles	112.5° (each color)
 Stern Light	2 miles	2 miles	135°

The display of spotlights, docking lights or other non-navigational lights is limited to intermittent use to approach a dock or to locate a hazard to navigation.



WHISTLE OR HORN

Boats from 16 feet to less than 40 feet long must have a whistle or horn capable of producing a four to six second blast of sound. Boats 40 feet and greater must have a horn or whistle and a bell. A whistle or horn is recommended for boats less than 16 feet in length.

BAILING DEVICE

All boats, not of a self-bailing design, must have a bail bucket or mechanical means for pumping the bilge. It is always a good idea to have a bail bucket. If the battery dies, the bilge pump will not work.

SPARE PROPULSION

Boats less than 21 feet long must have at least one spare paddle, oar, or motor on board.

MUFFLERS

All motorboats must be equipped with a muffler system in good working order and in constant operation to prevent excessive noise. For motorboats manufactured before January 1, 1993, it is prohibited for the boat to exceed a noise level of 90 decibels. Motorboats manufactured on or after January 1, 1993 shall not exceed a noise level of 88 decibels. It is also prohibited to have muffler cutouts or a muffler bypass system that is operational if the motorboat exceeds the noise levels listed above. A motorboat may not be operated in a manner that will cause it to emit more than 75 decibels of noise at the shoreline.

MARINE TOILETS


Utah is a “No Dumping” state. It is illegal to deposit human waste into Utah’s waters or on lands adjacent to these waters. Marine toilets must be emptied at dockside or other approved sanitation facilities.

Please keep Utah’s waterways clean and beautiful by not littering or polluting in or around them.

Pump It – Don’t Dump It!

OTHER EQUIPMENT SUGGESTIONS

Boat owners and operators are advised to carry flashlights, first aid kits, boarding ladders, tool kits, extra line (rope), spare spark plugs, spare bilge plugs, spare propellers, anchors, and approved visual distress signals.





OPERATION REQUIREMENTS



BOATING UNDER THE INFLUENCE?

Utah law prohibits a person under the influence of alcohol and/or drugs to operate a motorboat. Conviction of boating under the influence may result in: the loss of your motor vehicle driver's license, a fine, a mandatory jail sentence, community service work, and rehabilitation assessment. A person under age 21 may not operate a motorboat with any measurable amount of alcohol in their body. In addition, a person may not authorize or knowingly permit a vessel owned by him, or under his control, to be operated by a person who is under the influence of alcohol and/or drugs. Statistics indicate that a boat operator or passenger with a blood alcohol content (BAC) of .10 is more than 10 times as likely to die while boating than a boat operator or passenger with a zero BAC. The risk grows to more than 50 times as the BAC level approaches .25.

The operator of a motorboat may not have an open container of an alcoholic beverage while the boat is in operation. A person operating a motorboat on Utah's waters is considered to have given consent to take any chemical test requested by a peace officer who feels the person has been operating a motorboat while under the influence of alcohol and/or drugs. The arresting officer may seize and impound the offender's boat, trailer, and tow vehicle. Refusal to take a chemical test is admissible in any civil or criminal action or proceeding, and may result in the loss of your motor vehicle driver's license.

WHAT ARE BOATING STRESSORS?

Natural boating stressors such as the brightness, heat and glare of the sun, noise and vibration of the boat, motion of the boat with the wind and waves, and even darkness can affect a boat operator's coordination, judgment and reaction time. After four hours of being on the water, these stressors will produce a reaction time similar to having a blood alcohol content (BAC) of .10. Rest frequently on land to reduce the effects of these stressors.

IS THERE A SPEED LIMIT ON THE WATER?

A wakeless or idle speed is required when operating a boat in a designated slow, wakeless speed area and within 150 feet of another boat, a person in or floating on the water, a water skier (except those you are towing), shore angler, launch ramp, dock, or designated swimming area. You are responsible for any injury or damage caused by your boat's wake. Be courteous and give others plenty of room.

HOW OLD MUST A PERSON BE TO OPERATE A MOTORBOAT OR SAILBOAT?

Persons under 16 years of age may operate a motorboat when accompanied on board and under the direct supervision of a responsible person who is at least 18 years of age. Persons under 16 years of age may operate a sailboat if they are under the direct supervision of a responsible person who is at least 18 years of age.

WHAT ARE UTAH'S OPERATOR AGE AND EDUCATION REQUIREMENTS FOR A PWC?

Persons 12 through 17 years of age may operate a PWC (Jet Ski, Wave Runner, Sea Doo, etc), provided the operator completes a boating education course accepted by Utah State Parks and Recreation and has in their possession the course certificate. In addition to the education requirement, persons 12 through 15 years of age must operate under direct supervision of a responsible person who is at least 18 years of age. A person less than 18 years of age who has not met the above requirements may not operate a PWC unless accompanied on board by a responsible person who is at least 18 years of age.



To access Utah's online PWC education course visit state-parks.utah.gov. For additional boating education questions call Utah's Boating Hotline at (801) 538-BOAT (2628).

WHAT IS MEANT BY DIRECT SUPERVISION?

Direct supervision means supervision within sight at a distance in which visual contact can be maintained by the adult responsible for the young boat operator.

SAFETY AWARENESS



Carbon Monoxide - When any internal combustion engine is running and people are near, the potential exists for carbon monoxide poisoning. Contact Utah State Parks and Recreation for additional information and a carbon monoxide warning sticker for your boat.



Propeller Injury - Avoid serious and potentially deadly injuries by always turning your engine(s) off when people are in the water near your boat's propeller. If your boat is equipped with an engine cut-off switch lanyard, be sure the lanyard is attached to the operator.

Weather - The weather can be unpredictable. Pay attention to the weather and be prepared for the changing conditions.

File a Float Plan - In its most simple and basic form, you should tell someone where you are going and when you plan to return. This can save your life if you break down or have an accident.

TOWING PEOPLE BEHIND THE BOAT?

Boat operators must maintain a safe course with a proper lookout when towing a person on water skis, wakeboards or other towed devices. In addition to the operator, an observer, at least eight years old, must be on board to watch and communicate with the skier. The observer shall display an international orange flag, at least 12 inches by 12 inches square and mounted on a handle, when the person(s) being towed is in the water, either preparing to be towed or finishing a tow.

Towing people behind a boat is allowed only between sunrise and sunset. All persons being towed must wear a properly sized life jacket approved for the activity in which it is going to be used. It is prohibited to tow a person(s) in a non-standing position within 20 feet of the stern of the towing boat.

You must have room on board your boat, within the boat's maximum persons capacity, for any person(s) being towed behind the boat. When operating your boat within the designated slow, wakeless speed area of a launch ramp or developed marina, you are prohibited from towing a person(s) on towed devices.

MAY PASSENGERS RIDE ON THE BOW OR OTHER EXTERIOR PARTS OF A BOAT?

No one may operate a motorboat faster than a wakeless speed with passengers or the operator sitting on the bow decking, seat backs, gunwales, transom, or motor cover, unless there are adequate rails that would prevent a person from falling overboard.

Operating a motorboat or having the engine of a motorboat idling while a person is occupying or holding onto the swim platform, swim deck, swim step or swim ladder is prohibited. This restriction does not apply when the person is assisting with the docking or departure of the motorboat or while the person is entering or exiting the motorboat.

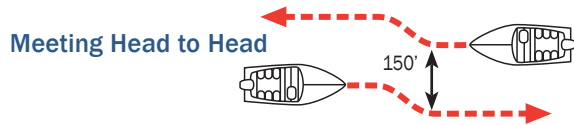
For boats less than 16 feet in length, passengers may not ride on the bow of the boat when the boat is being operated faster than a wakeless speed. For boats 16 feet or longer, passengers may ride on the bow of the boat if they straddle an upright support on the bow rail without blocking the operator's view.

WHAT ARE THE RULES OF THE ROAD? (Who has the Right of Way)

A boat operator is required to keep a proper lookout by sight and hearing at all times.

The operator of a boat is required to operate at a safe speed and distance so as to have adequate time and distance to avoid a collision with another boat or object.

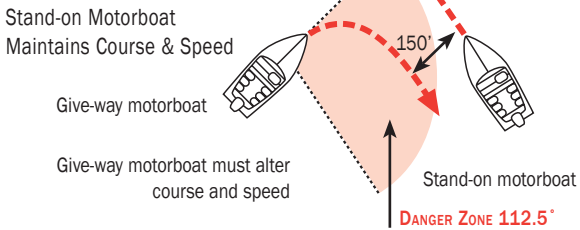
When meeting another boat head-on, each boat should alter its course to the right.



Both Motorboats Must Alter Course and Speed if Necessary

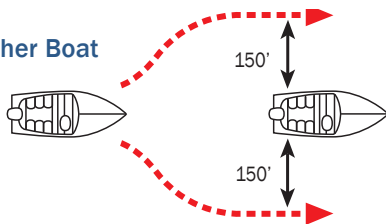
When two boats are crossing paths, the boat on the left must slow down and alter its course to allow the other boat to pass.

Crossing



In overtaking situations (passing from the rear), the boat being passed has the right of way, and the passing boat is required to alter its course to stay clear of the boat being passed.

Overtaking Another Boat



In narrow channels, boats underway must stay as far to the right of the middle of the channel as is safely navigable. Motorboats must slow to a wakeless speed if they can not stay at least 150 feet from other boats in the channel.



Motorboats should stay clear of sailboats and manually-powered boats and should not create a wake that may cause them trouble. Sailboats and manually-powered boats must yield right of way when overtaking motorboats and when a motorboat is adrift or at anchor.

On rivers, boats going downstream usually have the right of way over boats going upstream.

WHAT SHOULD I DO IF THERE IS A BOATING ACCIDENT?

If you are involved in a boating accident, you must:

Help other people involved in the accident to the extent you are able.

It is illegal to leave the scene of a boating accident prior to rendering aid, exchanging information and notifying local law enforcement.

Notify local law enforcement officers immediately by the quickest means of communication available if anyone dies, disappears, requires treatment beyond simple first aid, or if combined property damage exceeds \$2,000.

Give your name, address and identification to any injured person or owner of property that is damaged in the accident.

Submit a completed and signed boat owner/operator accident report form to Utah State Parks and Recreation within 10 days.

Boat accident report forms are available through Utah State Parks and Recreation's website at www.stateparks.utah.gov or any boating ranger. Information in accident reports is confidential.



AIDS TO NAVIGATION

WHAT DO WATERWAY MARKERS TELL ME?

Waterway markers provide important information to make boating experiences safe and enjoyable by identifying restricted or dangerous waters. They mark areas where wakeless speed is required and where boating is not allowed. They mark channels and alert you to diving areas. Familiarize yourself with these markers:



CONTROLLED AREA

This regulatory marker controls boating activities in a designated area. Designations such as a speed limit, slow no wake, no skiing, or no motorboats may be indicated within the orange circle.



DANGER!

Use extreme caution! This regulatory marker identifies navigational hazards like rocks, sand or rock bars, construction, or snags, which may be indicated inside the orange diamond.



BOATS KEEP OUT!

This is a regulatory marker that denies boat access! Reasons areas might be restricted include waterfalls, swim areas, or dams and spillways. The restrictions will be indicated outside the orange crossed diamond.



INFORMATION

This marker provides non-regulatory information such as directions, distances, and locations.



CHANNEL MARKER - Center

A white buoy with vertical red stripes marks the center of a channel or “safe water.”



CHANNEL MARKER - Left

A green “can” buoy marks the left side of a channel when proceeding upstream or returning to harbor. This marker will usually be odd numbered.



CHANNEL MARKER - Right

A red “nun” buoy marks the right side of a channel when proceeding upstream or returning to harbor. This marker will usually be even numbered.



MOORING BUOY

This is a white buoy with a horizontal blue band that may have a white light or reflector.



ALPHA FLAG

This blue and white flag identifies a boat involved in diving activities. All other boats must stay at least 150 feet away.



DIVERS FLAG

This red flag with a diagonal white stripe indicates that one or more diver(s) are diving in the immediate area. All boats must remain 150 feet from the flag, unless in the diving party.

MORE SAFETY AND COURTESY TIPS

Swimming Around Boats

Swimming near a launch ramp, around boat docks, in a mooring area or inside a marina or harbor is prohibited. “Swimming” and “No Swimming” areas are designated for your protection.

Unless one person remains on board to operate the boat, swimming from an unanchored boat can create a dangerous situation. Wind can cause the boat to drift, leaving swimmers stranded in the water. It is a safe practice to wear your life jacket while swimming from your boat in open water.

Courtesy Docks

Courtesy docks are placed for your convenience. Be courteous by leaving your boat tied to a courtesy dock no longer than 15 minutes. Fishing from or within 75 feet of a courtesy dock is prohibited.

Launch Ramp Etiquette

Boat ramps are for launching and retrieving only. Vehicles should be parked in designated parking areas and never left unattended on a launch ramp. Be ready to launch your boat before moving onto the ramp. Complete your



launch quickly. When retrieving your boat, pull it away from the ramp before wiping it down and securing it for extended travel.

EMERGENCY PREPAREDNESS

Think about possible emergency situations. Determine what to do if someone falls overboard, if there is a fire, breakdown, or collision.

Practice putting on your life jacket while you are in the water. Practice throwing a Type IV PFD.

Know various distress signals such as slowly and repeatedly raising and lowering your outstretched arms.

If your boat capsizes, it will usually float. Put on a life jacket and stay with the boat so you can be more easily seen by rescuers.

OTHER GOVERNING AGENCIES

There are federal, state and local governing agencies that may establish boating safety requirements, which may be more restrictive than Utah's boating laws and rules. Be sure to learn their restrictions before you go boating.

WHERE CAN I LEARN MORE

Contact Utah State Parks and Recreation at stateparks.utah.gov or call Utah's Boating Hotline at (801) 538-BOAT (2628).

Other boating safety courses are available through:

U.S. Coast Guard Auxiliary: www.cgaux.org



CONTACTS

This pamphlet contains **highlights** from Utah's *Boating Laws and Rules*, and answers frequently asked questions about boating in Utah. For a complete copy of *Utah's Boating Laws and Rules* contact:

Utah State Parks and Recreation

stateparks.utah.gov

1594 West North Temple, Suite 116

P.O. Box 146001

Salt Lake City, UT 84114-6001

(801) 538-7220

Utah's Boating Hotline: 801-538-BOAT (2628)



For boat registration information, contact:

Utah Division of Motor Vehicles

dmv.utah.gov

210 North 1950 West

Salt Lake City, UT 84134

(800) 368-8824

(801) 297-7780 Salt Lake calling area

For Aquatic Invasive Species information, contact:

Division of Wildlife Resources

wildlife.utah.gov/mussels

1594 West North Temple, Suite 2110

P.O. Box 146301

Salt Lake City, UT 84114

To report possible Aquatic Invasive Species call (800) 662-3337

(801) 538-4700

The Utah Department of Natural Resources receives federal aid and prohibits discrimination on the basis of race, color, sex, age, national origin or disability. For information or complaints regarding discrimination, contact: Executive Director, Utah Department of Natural Resources, PO Box 145610, Salt Lake City, UT 84114-5610 or Equal Employment Opportunity Commission, 1801 L Street, NW, Washington, DC 20507-0001.

Design: Milne Advertising | Design, Inc.

Photos: Utah State Parks and Recreation, Utah Office of Tourism, Yamaha Motor Corp., Bombardier Motor Corp.



1594 West North Temple, Suite 116
PO Box 146001
Salt Lake City, Utah 84114-6001

Use the checklist below to make sure you have the proper safety equipment on your boat. Requirements for boats of various sizes are on inside.

Required Equipment	Checklist
Display of Registration Decals	
Registration Card On Board	
Display of Bow Numbers	
Fire Extinguisher	
Spare Propulsion	
Bailing Device	
Sound Producing Device	
One Life Jacket For Each Person On Board	
Type IV Throwable Flotation Device	
Proper Navigation Lights	
Meets Noise/Muffler Requirements	
Adequate Ventilation	
Approved Flame Arrestor	
Capacity Plate Displayed	
Hull Identificaton Number (HIN)	
Liability Insurance	

For more information contact:

Utah State Parks and Recreation

1594 W. North Temple, Suite 116
 PO Box 146001
 Salt Lake City, Utah 84114-6001
 stateparks.utah.gov
 (801) 538-7220

Boating Hotline: (801) 538-BOAT (Salt Lake area)



UTAH'S BOATING LAWS & RULES
 REQUIRED EQUIPMENT CHECKLIST

PULL OUT SECTION



This list shows required and optional safety equipment that should be on board. Because equipment requirements may vary depending on the size of the boat, you may need additional types, sizes and quantities of specific safety equipment.

Checklist Item	Vessels Under 16 ft.	Vessels 16 ft. to < 26 ft.	Vessels 26 ft. to < 40 ft.	Vessels 40 ft. to < 65	Vessels 65 ft. and longer
Display of Registration Decals	✓ (A)	✓ (A)	✓ (A)	✓ (A)	✓ (A)
Registration Card On Board	✓ (A)	✓ (A)	✓ (A)	✓ (A)	✓ (A)
Display of Bow Numbers	✓ (B)	✓ (B)	✓ (B)	✓ (B)	✓ (B)
Fire Extinguisher	✓ (C)	✓ (C)	✓ (C) (D)	✓ (C) (E)	✓ (C) (F)
Spare Propulsion	✓	Yes for vessels under 21ft., recommended for others	Recommended	Recommended	Recommended
Bailing Device	✓	✓	✓	✓	✓ (G)
Sound Producing Device	Strongly Recommended	✓	✓	✓ (H)	✓ (H)
One Life Jacket For Each Person On Board	✓	✓	✓		
Type IV Throwable Flotation Device	Strongly Recommended	✓	✓	✓ (I)	✓ (I)
Proper Navigation Lights	✓	✓	✓	✓	✓
Meets Noise/Muffler Requirements	✓	✓	✓	✓	✓
Adequate Ventilation	✓	✓	✓	✓	✓
Approved Flame Arrestor	✓ (J)	✓ (J)	✓ (J)	✓ (J)	✓ (J)
Capacity Plate Displayed	✓ (K)	Yes for vessels under 20 ft., manufacturer's option for others (K)	Manufacturer's option	Manufacturer's option	Manufacturer's option
Hull Identificaton Number (HIN)	✓	✓	✓	✓	✓
Liability Insurance	Yes for PWC & motorboats with 50 hp or greater engines	Yes for motorboats with 50 hp or greater engines	Yes for motorboats with 50 hp or greater engines	Yes for motorboats with 50 hp or greater engines	Yes for motorboats with 50 hp or greater engines

(A) Required for all registered vessels. Registration is required for all motorized and sailing vessels.

(B) Required for all registered vessels except U.S. Coast Guard documented vessels.

(C) Not required for outboard motorboats of open construction; however they are recommended for all motorboats.

(D) Vessels 26 ft. to < 40 ft. must carry two B-I or one B-II fire extinguisher(s).

(E) Vessels 40 ft. to 65 ft. must carry three B-I or one B-II fire extinguishers(s).

(F) Vessels 65 ft. and greater must carry one fixed system in engine compartment and three B-II fire exstinguisher(s).

(G) Vessels 65 ft. and greater must have a bilge pump for each below deck compartment.

(H) Vessels 40 ft. or longer must carry a bell in addition to a horn or whistle.

(I) Vessels 40 ft. and greater must carry two type IV PFDs, one being minimum 18" ring buoy with minimum 30 ft. of line.

(J) Required for inboard gasoline engines equipped with a carburetor.

(K) Vessels exempt from this requirement include: sailboats, canoes, kayaks, inflatable vessels, and vessels manufactured prior to 1973.